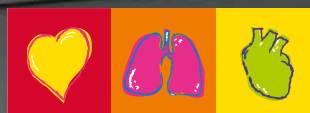




CARDIOVIT CS-200 EXCELLENCE ERGOSPIRO

The Art of Cardiopulmonary Exercise Diagnostics



SCHILLER
The Art of Diagnostics

CARDIOVIT CS-200 EXCELLENCE ERGOSPIRO

Research-grade Cardio-
pulmonary Exercise
Testing device for clinical
and sport applications

SCHILLER introduces the new generation of ErgoSpiro systems (Cardiopulmonary Exercise Testing), the result of over 30 years of experience in the development of ErgoSpiro devices.

It's not often that a new system is introduced in the Cardiopulmonary Exercise Testing industry. In today's market, a medical system cannot just look nice, it has to be able to improve patient care with intuitive, easy-to-use technology, optimized by functional design.

The CARDIOVIT CS-200 Excellence ErgoSpiro system can perform both pulmonary function tests (PFT) according to the latest ATS/ERS guidelines and metabolic tests with diagnostic-quality 12- or 16-lead Exercise ECG conveniently and accurately in a single device, with absolutely none of the compromises sometimes found in combined systems.

FIELDS OF APPLICATION

In recent years, cardiopulmonary exercise testing has become an increasingly important tool and has established itself as a valuable differential diagnosis in the fields of:

RESPIRATORY MEDICINE

- ❖ Obstructive and restrictive ventilatory disorders
- ❖ Pre-operative risk assessment for lung transplant patients

CARDIOLOGY

- ❖ Heart disease, valvular heart failure
- ❖ Pre-operative risk assessment for heart transplant patients

SPORTS MEDICINE / SCIENCE

- ❖ Measurement of physical exercise capacity
- ❖ Quantification of training success

OCCUPATIONAL MEDICINE

- ❖ Determining the degree of disability or work limitation/inability
- ❖ Fitness check-ups

INTENSIVE CARE

- ❖ Pre-operative risk assessment
- ❖ Nutrition control (adjusting parenteral nutrition of intensive care patients)

REHABILITATION

- ❖ Optimizing rehabilitative measures
- ❖ Assessing and documenting rehabilitative and therapeutic progress

NUTRITION

- ❖ Energy expenditure during exercise
- ❖ Dietary advice





RESEARCH-GRADE CARDIOPULMONARY EXERCISE TESTING

The CARDIOVIT CS-200 Excellence ErgoSpiro advances its remarkable legacy of leadership, with powerful new analysis and diagnostic tools. The new productivity-enhancing applications are easier to use, and innovative networking solutions are now available. Leadership technology designed to help you make better clinical decisions and more confident diagnoses.

CARDIOLOGY

- ❖ Integrated 12-lead Exercise ECG with full disclosure and scroll back options during Exercise test
- ❖ HyperQ (high-frequency QRS signal analysis) enables increased accuracy in detecting coronary artery disease in women and men and adds confidence in identifying the most appropriate treatment
- ❖ SCHILLER ETM ECG analysis program with measurement and interpretation
- ❖ Duke Treadmill Score assists you in predicting patients at risk of sudden cardiac death
- ❖ SAECG (Signal Averaged ECG)
- ❖ Vector 3D ECG (Vector ECG gives a 3-dimensional view on the electrical activity)
- ❖ Sophisticated 16-lead ECG acquisition and analysis for Resting and Exercise ECG
- ❖ Protocol Editor program for creating individual protocols
- ❖ Unique dynamic protocol selection according to VSAQ nomogram (Veterans Specific Activity Questionnaire)
- ❖ EMR and HIS data integration through SCHILLER Server (GDT interface is standard)
- ❖ Automatic arrhythmia detection and classification

RESPIRATORY

- ❖ True breath-by-breath ErgoSpiro Testing
- ❖ Easy-to-use, beautifully designed user interface with intuitive workflow
- ❖ Customize your panel during cardiopulmonary exercise testing or review
- ❖ Display data and charts through standard 9-panel plot (4th Edition or 5th Edition Wasserman Graph etc.) or define your own 9-Panel Graph
- ❖ Real time acquisition and capturing of dynamic Flow-Volume for End Expiratory Volume Loops (EEVL) evaluation of ventilatory limitation
- ❖ Automatical AT and RCP detection at the end of each test
- ❖ Powerful post-test editing phase for data filtering, calculation of thresholds VT1, VT2, VO₂max, EEVL, VE/VCO₂ slope, intercept and other parameters requested for interpretation
- ❖ Multiple ventilatory threshold-detection analysis with 7 different threshold determinations
- ❖ Easy, quick and fully assisted calibration for high accuracy measurements
- ❖ Slow/Forced Spirometry in rest including Pre/Post testing and animation program
- ❖ Export data in .pdf and .xls formats
- ❖ Online entry of RPE scale, blood gases and events or just set a marker for later data entry

THE HEART OF THE SYSTEM

The heart of the system consists of the highly accurate and proven PowerCube-Ergo and the Volume Pneumotach.



PNEUMOTACH FOR SIMPLICITY AND ACCURACY

The proven Pneumotach meets the ATS/ERS requirements for 24-wave forms and provides accurate and reliable flow/volume measurements in the complete range of low to high flow. Thanks to its compact and lightweight design (30g only), the Pneumotach has a very small dead space (only 30mL). The Pneumotach is insensitive both to water vapor and breathing gas concentrations. As opposed to a turbine, the Pneumotach contains no moving parts or electronics and has no starting problems. Patients and athletes will appreciate the fact that it adds minimal resistance to airflow and is extremely comfortable to wear with both mask and mouthpiece.

- ❖ No warm-up time
- ❖ No moving parts or electronics for cost-effective testing



HIGHLY ACCURATE AND PROVEN POWERCUBE-ERGO

Fast-response, stable and durable electrochemical (long-life) O₂ technology for O₂ measurements, and rapid ultrasound (patent) for CO₂ measurements. The CO₂ cell can ensure long periods of accurate measurements without the need for periodical system calibration. The long-life O₂ fuel cell can easily be replaced (within one minute).

POST-TEST VIEW: KEY FEATURES

The CARDIOVIT CS-200 Excellence ErgoSpiro post-test evaluation screen is designed to have all data and evaluation tools laid out on one viewing screen, allowing you to perform faster, better interpretations.

- ✦ Edit Resting ECG and check the automated interpretation
- ✦ Edit bloodpressure, Borg, SpO₂, VES and heart rate if necessary
- ✦ Edit the final report or select automated narrative report
- ✦ Edit average view on each stage
- ✦ Edit Rhythm view on each stage
- ✦ Edit beat full disclosure view



RESTING ECG



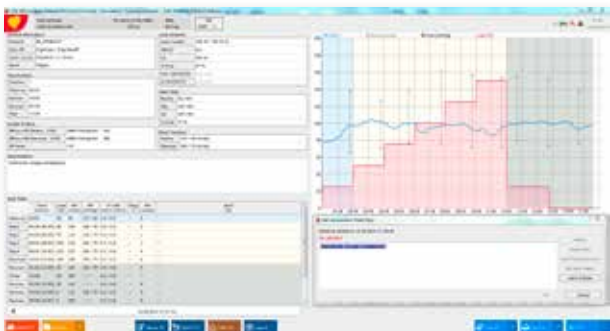
EXERCISE ECG FULL-DISCLOSURE VIEW



EXERCISE ECG OVERVIEW



EXERCISE ECG RHYTHM VIEW EACH STAGE



EXERCISE ECG OVERVIEW WITH NARRATIVE INTERPRETATION

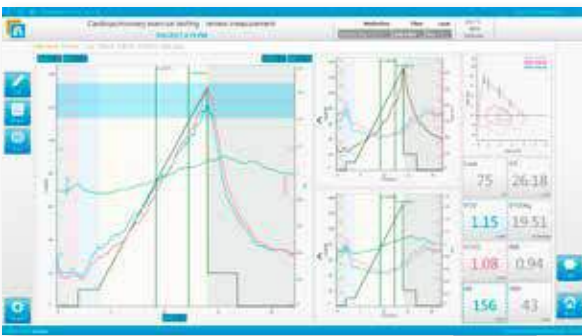


EXERCISE ECG AVERAGE VIEW

After the measurement, the evaluation workflow will guide you through the step-by-step post-test evaluation: Just click on the next tab views. This helps to reduce time-to-result.

The complete workflow includes:

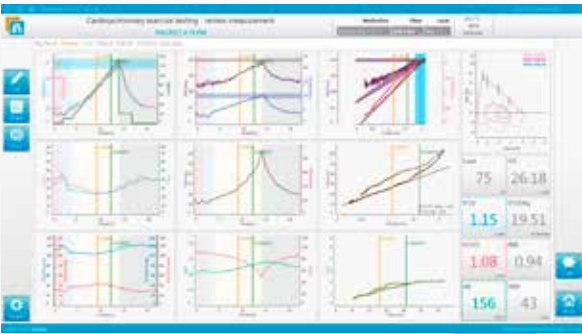
- User-defined graphs
- 9-panel view according to 4th Edition and 5th Edition Wasserman Graph or user-defined 9-Panel Graph
- Editing the ventilatory threshold VT1
- Editing the ventilatory threshold VT2
- Graphical display of the breath-by-breath results
- Averaging export of breath or time



USER-DEFINED GRAPHS



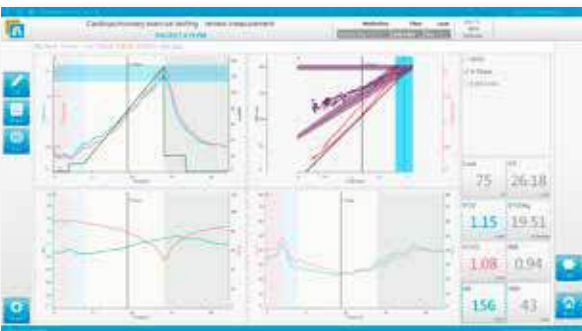
CHOOSE BREATH OR TIME AVERAGING EXPORT




9-PANEL GRAPHS ACCORDING TO WASSERMAN



TABULAR BREATH BY BREATH DATA



EDITING VT1



EDITING VT2



Americas
SCHILLER Americas Inc.
Doral, Florida 33172

North America:
Phone +1 786 845 06 20
Fax +1 786 845 06 02
sales@schilleramerica.com
www.schilleramerica.com

Latin America & Caribbean
Phone +1 305 591 11 21
Fax +1 786 845 06 02
sales@schillerla.ch
www.schillerla.ch



Asia
SCHILLER Asia-Pacific / Malaysia
52200 Kuala Lumpur, Malaysia
Phone +603 6272 3033
Fax +603 6272 2030
sales@schiller.com.my
www.schiller-asia.com



Austria
SCHILLER Handelsgesellschaft m.b.H.
A-4040 Linz
Phone +43 732 70 99
Fax +43 732 757 000
sales@schiller.at
www.schiller.at



China
Alfred Schiller (Beijing) Medical Equipment
Co., Ltd.
100015 Beijing, China
Phone +86 010 52007020
Fax +86 010 52007020-8016
info@schillerchina.com
www.schillermedical.cn



Croatia
SCHILLER d.o.o.
10000 Zagreb
Phone +385 1 309 66 59
Fax +385 1 309 66 60
info@schillerzg.hr
www.schiller.hr



France
SCHILLER Médical S.A.S.
F-67162 Wissembourg
Phone +33 3 88 63 36 00
Fax +33 3 88 63 36 49
info@schiller.fr
www.schiller-medical.com



France (distribution France)
SCHILLER France S.A.S.
F-77608 Bussy St Georges
Phone +33 1 64 66 50 00
Fax +33 1 64 66 50 10
contact@schillerfrance.fr
www.schiller-france.com



Germany
SCHILLER Medizintechnik GmbH
D-85622 Feldkirchen b. München
Phone +49 89 62 99 81 0
Fax +49 89 609 50 90
info@schillermed.de
www.schillermed.de



Hungary
SCHILLER Diamed Ltd.
H-1141 Budapest
Phone +36 1 383 4780 / +36 1 460 9491
Fax +36 1 383 4778
info@schillerhungary.hu
www.schillerhungary.hu



India
SCHILLER Healthcare India Pvt. Ltd.
Mumbai - 400 059, India
Phone +91 22 6152 3333 / 2920 9141
Fax +91 22 2920 9142
sales@schillerindia.com
www.schillerindia.com



Poland
SCHILLER Poland Sp. z o.o.
PL-02-729 Warszawa
Phone +48 22 843 20 89 / +48 22 647 35 90
Fax +48 22 843 20 89
schiller@schiller.pl
www.schiller.pl



Russia & C.I.S.
AO SCHILLER.RU
125124 Moscow, Russia
Phone +7 (495) 970 11 33
Fax +7 (495) 956 29 10
mail@schiller.ru
www.schiller.ru
www.schiller-cis.com



Serbia
SCHILLER d.o.o.
11010 Beograd
Phone +381 11 39 79 508
Fax +381 11 39 79 518
info@schiller.rs
www.schiller.rs



Slovenia
SCHILLER d.o.o.
2310 Slovenska Bistrica
Phone +386 2 843 00 56
Fax +386 2 843 00 57
info@schiller.si
www.schiller.si



Spain
SCHILLER ESPAÑA, S.A.
ES-28232 Las Rozas/Madrid
Phone +34 91 713 01 76
Fax +34 91 355 79 33
schiller@schiller.es
www.schiller.es



Switzerland
SCHILLER-Reomed AG
CH-8953 Dietikon
Phone +41 44 744 30 00
Fax +41 44 740 37 10
sales@schiller-reomed.ch
www.schiller-reomed.ch



Turkey
SCHILLER TÜRKIYE
Okmeydani-Sisli - Istanbul
Phone +90 212 210 8681 (pbx)
Fax +90 212 210 8684
info@schiller.com.tr
www.schiller-turkiye.com



United Kingdom
SCHILLER UK
Bellshill, ML4 3PR
Phone +44 1698 744 505
Fax +44 1698 744 474
sales@schilleruk.com
www.schilleruk.com

Article no.: 2.500753
2017/09_EN



SCHILLER
The Art of Diagnostics