

Standard E-Sac

The original Espiner Sac

DEPLOY

- using 5mm instruments

POSITION

- with our easy orientation tabs and black stitching to simplify identification of the Sac's mouth

RETRIEVE

- via laparoscopic incision reducing hospital stay, cost and complication



Allowing instrument free extraction











One-piece tear resistant design with unique PUR coating for maximum strength and durability



Integrated tail allowing external control



Standard E-Sac Features:

-  Comprehensive solution covering laparoscopic procedures from node biopsy to bowel resection.
-  Minimally invasive reducing; length of stay, financial strain and improved patient experience.
-  Our unique coated ripstop nylon is resistant to tearing if punctured.
-  Includes X-ray opaque marker.
-  Polyurethane coating impermeable to biological fluids.
-  Elongated tail providing external control throughout procedure.
-  Easily deploy using 5mm instrument.
-  Instrument free extraction
– no claw forceps needed to complete.

